



Model 9100

America's Best Seller

R-9* Polyurethane Insulation

Pinch-Resistant Panels


Lifetime Limited Warranty

www.Wayne-Dalton.com



Model 9100 shown in Sonoma design with Cathedral I window inserts

Door Construction

- Embossed, high tensile steel panels give the look of wood with the strength of steel.
- Two-coat, baked-on polyester finish is virtually maintenance-free. This finish also makes an excellent base if you repaint to match the existing exterior colors of your home.
- The foamed-in-place polyurethane insulation is chemically bonded to each steel section, creating a structure with higher strength and dent resistance.
- Heavy-gauge steel wraparound end caps trim-out door edges for better appearance, improved strength and to protect the foamed-in-place polyurethane insulation from damage.
- Integral foam-filled horizontal struts at the top and bottom of door sections add rigidity for long life and smooth operation – extra strength without extra weight.
- The polyurethane foam is CFC-11-free, so it's environmentally friendly.
- Windload models available. 
- Sound-absorbing insulation makes the door operate quieter and eliminates wind-rattling.
- Hot-dipped galvanized vertical supports add strength and durability.
- Attractive, low-profile hinges provide maximum strength between sections and add stability compared with ordinary vertical hinges. Hinges are factory-installed for proper alignment and smoother door operation.
- Bulb-shaped bottom seal remains flexible even in extreme cold to help keep the bad weather outside.
- SilentGlide™ rollers with nylon tires and solid steel shafts provide years of smooth, quiet, dependable service.
- Protective polymer caps add a finishing touch to the reinforcing struts.
- An insulated garage door improves your energy efficiency and makes your house more green.



* Insulation values have been calculated in compliance with Dasma TDS-163 industry standards.

Model 9100 Specifications

Design

- Steel panels are embossed with a wood-grained texture giving the look of genuine wood.
- All panel designs, except Sonoma Cathedral, are available in white, taupe, almond, brown and gray.*

Colonial




Ranch




Contemporary



Sonoma



Sonoma Cathedral*



* Brown and gray are not available in Sonoma Cathedral Panel

Safety & Security

- Pinch-resistant design helps push fingers out of harm's way if accidentally placed near a closing door.
- The Wayne-Dalton TorqueMaster® Plus is the first counterbalance system to seal springs safely within a steel tube. It contains an anti-drop feature that eliminates the risk of door "free fall" and prevents potential serious injury.
- Tamper-resistant safety bottom brackets help avoid possible injury by preventing inadvertent loosening when the counterbalance cables are still under tension.

Warranty

Model 9100 offers a Lifetime Limited Warranty against cracking, splitting, rusting through or section deterioration. See dealer for complete warranty details.



Windows

- Many decorative window inserts are available to enhance the look of your garage door, which in turn enhances the look of your home. Here are just two examples. See the 9100 brochure (#329870), Window style brochure (#330880), or web site for all options.

Cathedral I




Sherwood I



Colors

White



Taupe



Almond



Brown



Gray



SEE ALL THE LOOKS AVAILABLE ON OUR GARAGE DOOR DESIGN CENTER AT www.Wayne-Dalton.com

Energy Efficiency & Noise Control

- The R-9* polyurethane insulation is substantially more effective than the same thickness of common polystyrene insulation.
- Bulb-shaped bottom seal remains flexible even in the cold to keep out bad weather.
- The foamed-in-place insulation helps block street noise from entering into living areas that adjoin the garage.



* Insulation values have been calculated in compliance with Dasma TDS-163 industry standards.